

# Overview - Public Entities Quarterly Reporting

Approved receipts

1,597.5

83.1%

Approved spending

2,029.2

94.5%

Surplus/(deficit)

-431.7

- ☐ R billion
- ☒ R million
- ☐ R thousand

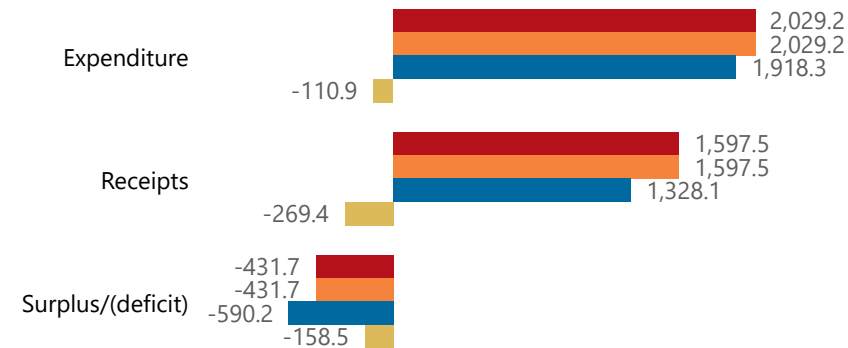


**national treasury**

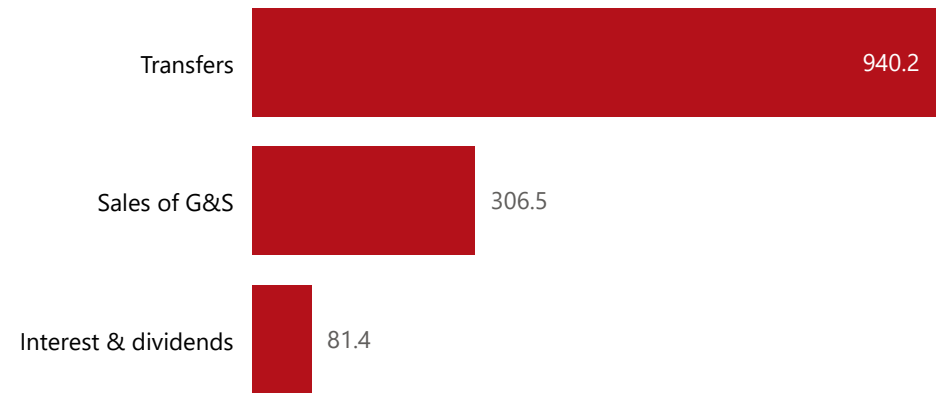
Department:  
National Treasury  
REPUBLIC OF SOUTH AFRICA

## Consolidation

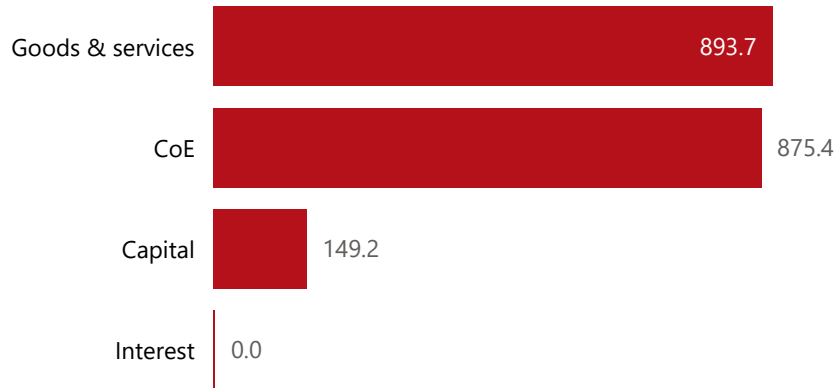
● Approved ● Forecast ● YTD ● Variance



## Composition of receipts



## Composition of spending



## Functional grouping



## Quarter

4

## Cluster

All

## Department

Agriculture

## Entity

Agricultural Research Council

## Spending by PFMA schedule

3A

1,918.3

# Public Entities Receipts

Approved sales of G&S

627.1

48.9%

Approved transfers

940.2

100.0%



national treasury

Department:  
National Treasury  
REPUBLIC OF SOUTH AFRICA

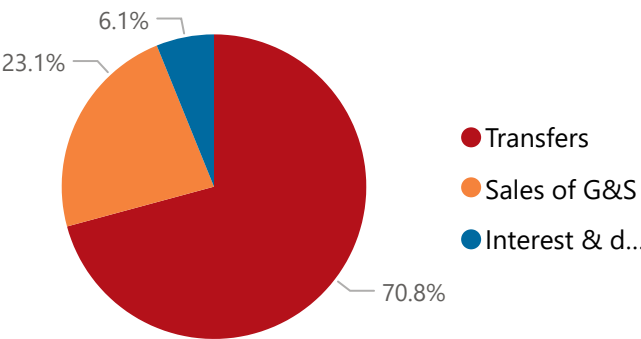
- ☐ R billion
- ☒ R million
- ☐ R thousand

## Actual vs Forecast

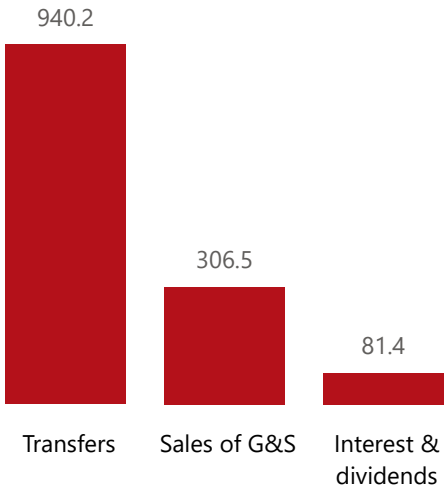
● Approved ● Forecast ● YTD ● Variance



## Composition of receipts



## Top 5 Receipts



## Quarter

4

## Cluster

All

## Department

Agriculture

## Entity

Agricultural Research Council

## Top 5 Transfers



## Receipts

Level 3	Approved	YTD	% YTD
⊕ Transfers	940.2	940.2	70.8%
⊕ Sales of G&S	627.1	306.5	23.1%
⊕ Interest & dividends	30.2	81.4	6.1%
<b>Total</b>	<b>1,597.5</b>	<b>1,328.1</b>	<b>100.0%</b>

# Public Entities Spending

Approved CoE

894.1

97.9%

Approved G&S

853.1

104.8%

Approved transfers

(Blank)

83.1%

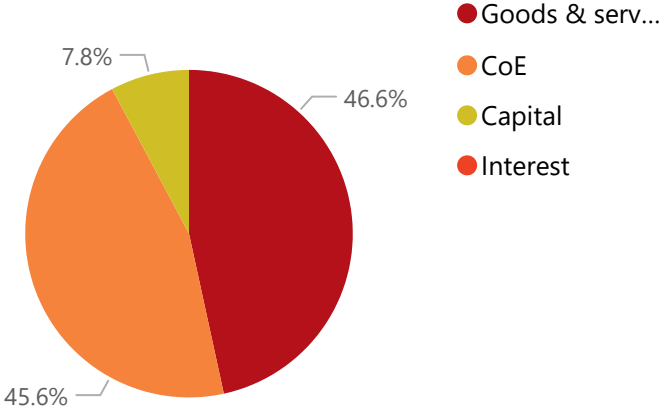
- ☐ R billion
- ☒ R million
- ☐ R thousand

## Actual vs Forecast

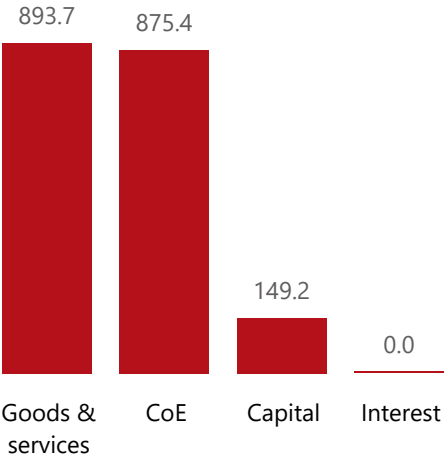
● Approved ● Forecast ● YTD ● Variance



## Composition of spending



## Top 5 Goods & services



## Quarter

4

## Cluster

All

## Department

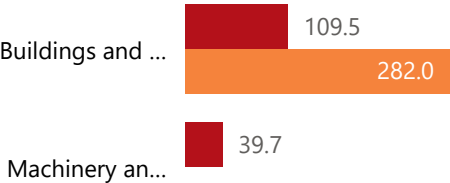
Agriculture

## Entity

Agricultural Research Council

## Capital assets

● YTD ● Forecast



## Spending

Level 3	Approved	YTD	% YTD
⊕ Goods & services	853.1	893.7	46.6%
⊕ CoE	894.1	875.4	45.6%
⊕ Capital	282.0	149.2	7.8%
⊕ Interest		0.0	0.0%
Total	2,029.2	1,918.3	100.0%